



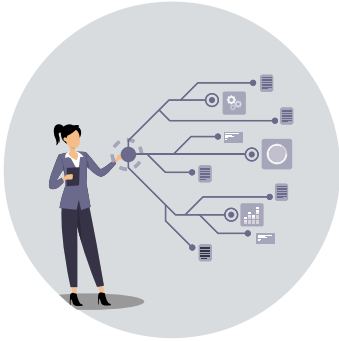
SmartMix Digital

Mixing Room Batch Management
Software



What exactly is SmartMix Digital?

An IT level Batch Management Software specially designed for the Mixing Lines for any location. It allows creation of Recipes, Production Schedules and Miscellaneous set points in the most flexible and open way. This data is then pulled by the SCADA software and downloaded to the PLC for carrying out the production of batches. Centrally Located software allows you to:



Create and manage your materials and Items.



Manage your Recipe formulations in the most flexible way.




Manage your production planning.



Complete Order Management.



Electronic Kanban and Inventory Management.



Traceability.



Get holistic view to real time production Data.



Bundled with IIOT, get visibility to asset KPI's such as OEE and Downtime Analysis.



View plant data on Mobile Apps, with real time notifications .

SmartMix Digital Features



Real Time Production Dashboards



Order Management



Traceability



Inventory Management



Customized Reports



Integration with PLC/SCADA



MES Integration



Recipe Management



E Kanban



Mobile Apps



OEE/KPI's




Want to manage all your plants from a central location?



SmartMix Digital from cloud is available for you

- We allow you to select the cloud partner, SmartMix Digital is a completely cloud agnostic software
- With edge software in the plant, we manage your data migration to cloud in most secure way
- Configure your lines for multiple plants
- Create recipes for all your lines from cloud
- Download the recipes to respective plants
- Recipes completely abstracted at plant level
- Schedule your production
- View reports and diagnostics for all plants
- Compare the performances across plants

Not ready for Cloud yet?



We will host SmartMix Digital on premise

- Software hosted on Central server in your plant
- Edge software resides in the plant
- Configure recipes for all lines via central software
- Schedule your production
- View reports and diagnostics of your plant over your plant network

We follow your deployment strategy for Mixing Software




SmartMix Digital Snapshots

Configurator

The screenshot shows the 'Material Categories' page in the SmartMix Digital Configurator. The left sidebar contains navigation options: Dashboard, Configurator, Line, Shift, Material Categories (highlighted), Dosing and Feeding, Mixing, iRam, Action Parameter, and Mode Parameter. The main content area has a search bar and an 'Add New' button. Below is a table of material categories:


Sr No	Material Category Name	Material Category Type	Actions
1	R2_SyntheticRubber	Solid	
2	R1_NaturalRubber	Solid	
3	R9_Oils	Liquid	
4	R16_Silica	Powder	
5	R3_CarbonBlack	Powder	
6	R5_Chemicals	Powder	
7	E4_SmallBag	Powder	
8	43_Polymers	Solid	



Weighing & Mixing Recipe

The screenshot shows the 'Edit Recipe' page in the SmartMix Digital Weighing & Mixing Recipe section. The left sidebar contains navigation options: Dosing and Feeding, Mixing, Parameters, Recipe Management, Material Directory, Bin Assignment, Recipes (highlighted), Scheduling, Reporting, and User Management. The main content area has tabs for General, Weighing, Mixing, and Miscellaneous. Below is a table of recipe steps:

Sr No	Actions	Seq No	Action	Mode	Actions	Modes
1		1	Start Mix	Null Mode	[Rotor Speed: 45] [Ram [Null: 0]	
2		2	Feed Polymer And Small Bag	Null Mode	[Rotor Speed: 30] [Ram [Null: 0]	
3		3	Feed Carbon and ZnO	Null Mode	[Rotor Speed: 50] [Ram [Null: 0]	
4		4	Feed Chemical 1	Null Mode	[Rotor Speed: 45] [Ram [Null: 0]	
5		5	Ram Down	Null Mode	[Rotor Speed: 50] [Ram [Null: 0]	
6		6	Feed Oil With Ram Up	Mixing Time And Temp...	[Rotor Speed: 40] [Ram [Mixing Time: 60] [Batch	




Production Schedules

The screenshot shows the 'Production Schedules' page in the SmartMix Digital Production Schedules section. The left sidebar contains navigation options: Dashboard, Configurator, Recipe Management, Material Directory, Bin Assignment, Recipes, Scheduling, Production Schedules (highlighted), Reporting, and User Management. The main content area has a search bar, a dropdown for 'All Schedule Status', and an 'Add New' button. Below is a table of production schedules:

Sr No	Schedule Name	Line	Status	Date	Produce Before	Actions
1	GOA_ABC	M01	WAITING	Sep 19th 20, 4:45:0...	Sep 19th 20, 4:45:0...	
2	MRFDESM	M01	WAITING	Sep 19th 20, 4:45:0...	Sep 19th 20, 4:45:0...	
3	15-7-MS466RP	M01	COMPLETE	Jul 15th 20, 10:05:0...	Jul 16th 20, 10:05:0...	
4	15-07-XMT3127	M01	COMPLETE	Jul 15th 20, 9:44:00 ...	Jul 16th 20, 9:44:00 ...	
5	DEmo	M01	WAITING	Sep 19th 20, 4:45:0...	Sep 19th 20, 4:45:0...	
6	15-MB803RP	M01	COMPLETE	Jul 15th 20, 9:35:00 ...	Jul 16th 20, 9:35:00 ...	

Page 1 of 1



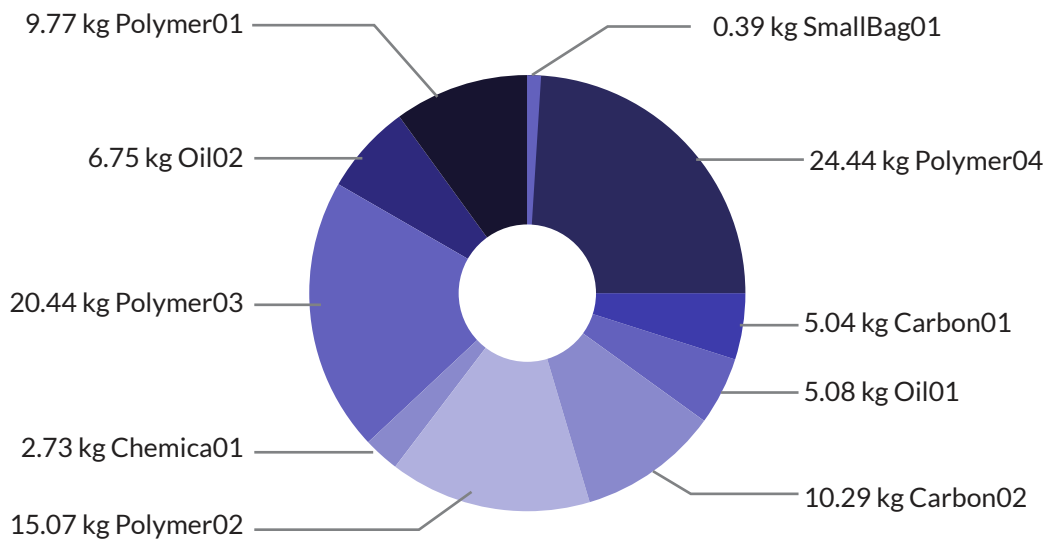


Reports

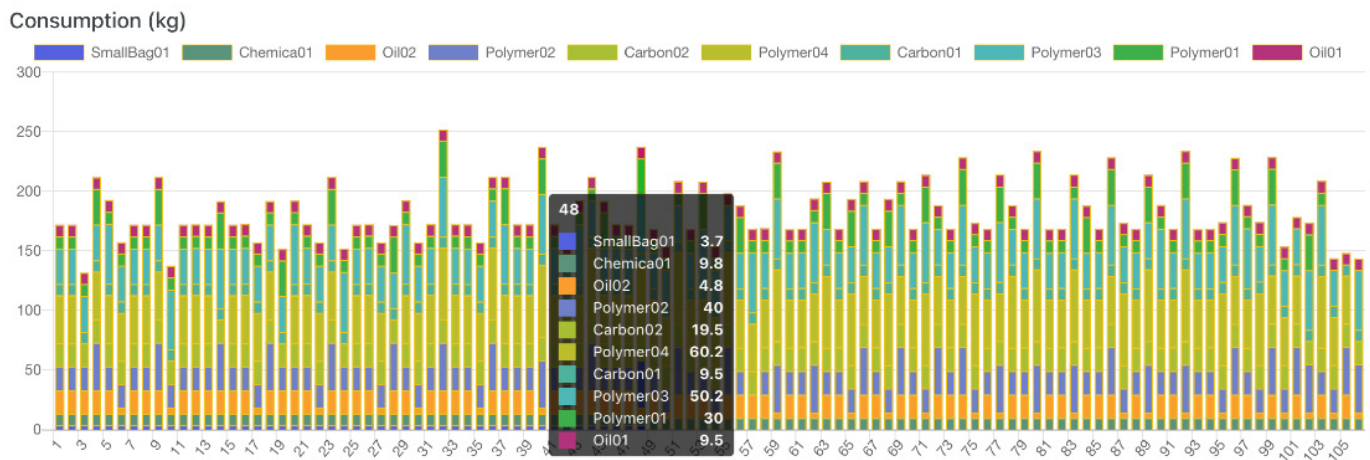
Mixing Curve:



Total Consumption Batch Wise:



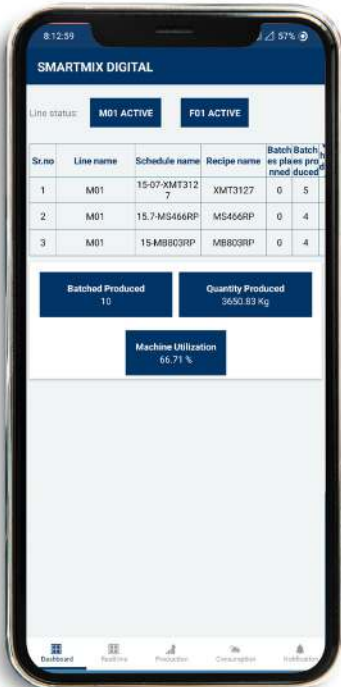
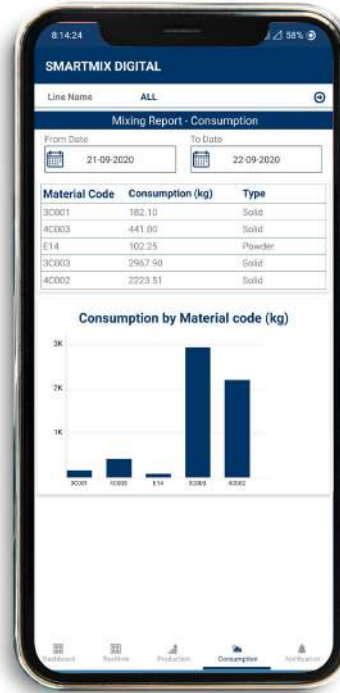
Day Wise Consumption:



Smart Mix Digital has Configurable Report Module



SmartMix Digital on Mobile



FOR FURTHER
INFORMATION,
CONTACT

smartsales@smartcontrols.in
www.smartcontrols.in